

2008 Lido 14

Class Championship Regatta

Hosted by Eugene YC & District VI

Fern Ridge Lake – Eugene, OR

August 17 - 20

WELCOME!

District 6 and Eugene Yacht Club welcome you to the 2008 Lido 14 Class Championship Regatta. We are honored to host all of you for the first Class Championship of the “next 50 years” of Lido racing. We are pleased to see the return of the CCR to Fern Ridge Lake, where the event has been held twice before – 2004 with 46 boats, and 1967.

The Class members of District 6 have worked very hard to make this a successful regatta and enjoyable event for all. We hope you enjoy your visit to Eugene YC and our outstanding sailing area.


Fun, Fair, Fast!

This is the motto for the 2008 Class Championship Regatta – simple and yet perfect in it's description of what we are all about:

1. **Fun** – Families, friends, on the water and off... this is our chance to unwind and have a good time!
2. **Fair** – Corinthian Spirit displayed on and off the water is our heritage and our goal for this Regatta.
3. **Fast** – And yes, it is our Championship and we all aspire to race our best regatta ever!

About Eugene YC

Eugene YC facilities are located along the western shore of the 9,000 acre Fern Ridge Lake, 15 miles west of downtown Eugene, OR. Club grounds feature extensive lawns for relaxing and camping as well as shady areas and a well equipped playground for children. A portion of the club's lakefront is set aside as a protected swimming area. Summer at the club brings warm weather, warm water, bbq's, and great one-design racing. The leading fleets at EYC include our Lido, Santana 20's, Daysailors, and Thistles. EYC is truly a family club and is perfectly set up for families with children of all ages.



Eugene Yacht Club is known for hosting top-notch events. EYC and Fern Ridge have been the host of many national championships, including: Lasers, Thistles, Day Sailors and Santana 20's. And the club has hosted many regional and district championship regattas for Lidos, Thistles, Snipes, Day Sailors, Stars, Lasers, and more.

For several years in the late 1930's a number of boaters in the Eugene area had been getting together informally and traveling to various lakes in the area to boat together. In the spring of 1940, several of them got together, and discussed the formation of a club to further the sport of boating in the area. They drafted a Constitution and By-laws, and the Eugene Yacht Club was formed. The membership totaled 25, and most of the boats then were power. For the first year, the activities consisted of traveling each weekend to a lake or coastal area.

In 1943 the members decided that Fern Ridge Lake would be a the best location for a home base for the club, and the membership began using the point of land where Orchard Point Park is now. However, it soon became apparent that wind conditions made this a difficult area to sail from,

Table of Contents

Welcome to EYC.....	1
District VI.....	2
Our Sponsors	3
Racing Schedule.....	4
Social Schedule.....	5
Past Class Champions.....	6
Regatta Office.....	7
Registration / Check-In.....	8
Measurement.....	8
Boat Storage and Launching.....	9
Camping Information.....	9
Map of EYC Grounds.....	9
Social Activities at the Regatta.....	10
Regatta Merchandise.....	11
Fern Ridge Lake Sailing Conditions.....	12
Wind and Weather at Fern Ridge.....	13
History of the Lido 14.....	14
Vacations in Central Oregon.....	15
Directions to EYC.....	16
Regatta Checklist.....	17
A View of Fern Ridge and EYC.....	18

and the group moved to Richardson Point, where the club is now located. In 1944, efforts were made to lease a part of this point of land from the Corps of

Engineers, which proved a difficult task. A lease was originally obtained in the name of the Boy Scouts of America, Oregon Trail Council, for a period of one year. The following year, a joint lease was obtained for the Scouts and EYC, and is still in effect today.

In 1945, a clubhouse was constructed, which was a 30' by 15' lean-to structure with a dirt floor and a cooking top fireplace. A seawall was constructed and the bay dredged and the spoils used behind the sea wall to build up the land as it now exists. The first sea wall was constructed of an old truck-logging road which was torn up by the members and moved inland. Over several years construction has continued, and the result is the existing dock and moorage area. The same was true with the clubhouse. The first stage was enlarged with a roof towards the lake, doubling its size to 30' by 30'. The sides were added and windows installed to close in the building. The next stage was to begin construction of the present clubhouse, which was done in two parts, the first being the kitchen half with the old clubhouse left for general use. Two years

later, the old clubhouse was torn down, and the south portion enlarged to its present size.

In 1972, the present restroom facilities were built with volunteer labor by the members. The project was nicknamed the 'Yot Pot' and continues to be known by that name.

In 1992/93, the clubhouse underwent a major remodeling, adding a pantry/storage room, a meeting room, new entryway, and modernizing of the kitchen.

Some of the earliest social events have become traditions, such as the Memorial Day Regatta, which started in 1945. We welcome each and every one of you and hope that your visit at our Club is wonderful.



About District 6

Lido 14 District 6 is comprised of six states in the Northwest – Oregon, Washington, Montana, Idaho, and Wyoming. However, organized Lido racing in the District is limited to Western Washington and Oregon. There are four active Fleets in the District: Fleet 25, Portland; Fleet 78, Anacortes, WA; newly re-activated Seattle Fleet 80; and the host Fleet for this CCR, Fleet 81 Fern Ridge. While each Fleet in the District has active weeknight racing in the summer, there is also a dedicated group of road warriors who enjoy a travel series of camp regattas. A great camaraderie exists within the District, and we are very glad to host the Class for this Championship.



Lido 14 Class Championship Regatta Trophies

Take home trophies will be awarded to the top ten finishing boats in the Gold Flight and to the top five finishing boats in the Silver Flight. Perpetual trophies will be awarded as described in the Lido 14 Class Association Handbook:

Trophy	Awarded to
The W.D. Schock Trophy	Class Champion
The Warren F. Pomeroy Memorial Trophy	Winner of the First Gold Flight Race
The President's Trophy	Winner of the Second Gold Flight Race
The Governing Board Trophy	Winner of the Third Gold Flight Race
The Longest Journey Trophy	Skipper that travels the furthest
The Fleet 2 Trophy	Winner of the Silver Flight
The First Lady Perpetual Trophy	First woman skipper in overall standings
The Jim Tyler Trophy	First family team in the overall standings
The Grand Master Trophy	First skipper 50 yrs or older - overall standings
The Team Trophy	Team with the lowest team score

Haven't Registered Yet???
It's not too late!!!

Go right now to the CCR Regatta Website to register:

https://usa.regatta-manager.com/lido14/Lido14CCR_08



2008 CCR Sponsors!

We want to express our appreciation to the following businesses that not only support our Class Championship, but support all of us throughout the year. It goes without saying that Lido sailors can best show our appreciation by patronizing these Class supporters.

Thank you!

Gold Sponsors



DoubleWave



Silver Sponsors



Thank You Volunteers

The organizing committee for this Class Championship Regatta would like to give a heartfelt thanks to all of the volunteers who have contributed to make this event enjoyable for all participants. In particular, we want to thank those members of the Eugene Yacht Club who are not Lido sailors, but who have dedicated time and effort to help us put this regatta together. Perhaps we'll get them in Lidos yet!

2008 Class Championship Racing Schedule

Date	Event	Time
Sunday, August 17th	Registration / Check-In	10:00am – 1:00pm
	Practice Race #1	2:00pm
	Practice Race #2	Following race #1
	Registration / Check-In continues	5:00pm – 7:00pm
Monday, August 18th	Registration / Check-In	8:00am – 9:30am
	Registration Closes – no more entries	9:30am
	Competitors Meeting	10:00am
	Qualifying Race #1	11:00am
	Further Qualifying Races	Following race #1
Tuesday, August 19th	Competitors Meeting	10:00am
	Championship Race #1	11:00am
	Championship Race #2	Following race #1
	Lunch Break	Following race #2
	Championship Race #3	Following Lunch
	Championship Race #4	Following race #3
Wednesday, August 20th	Championship Race #5	11:00am
	Championship Race #6	Following race #5
	Lunch Break	Following race #6
	Championship Race #7	Following Lunch
	Championship Race #8	Following race #7



One Design Plus

Sailboats

Steve Orsini

1213-1/2 14th Street
Anacortes WA 98221
onedesignplus.com

OFFICE 360/293-1151
FAX 360/293-1161
EMAIL sorsini@ncia.com

2008 Class Championship Social Schedule

Date	Event	Time
Sunday, August 17th	Welcome Party: pizza available to purchase for delivery, bring your own favorite wines to share – on the deck at Eugene YC after practice races	6:00pm to 9:00pm
Monday, August 18th	Breakfast: pancakes and eggs prepared at clubhouse by <u>SeaScouts</u> (2 tickets per day included in entry fee – additional tickets available for purchase on registration website)	7:00am to 9:00am
	Lunch: Subway sandwiches each day for lunch (2 tickets per day included in entry fee – additional tickets available for purchase on registration website)	Lunch
	Dinner: Northwest Luau at the clubhouse after racing – wear your best / worst Hawaiian shirt to win prizes!	6:00pm
Tuesday, August 19th	Breakfast prepared at clubhouse by <u>SeaScouts</u>	7:00am to 9:00am
	Lunch: Subway sandwiches	Lunch
	Dinner: Burger Bash at clubhouse after racing and before the Annual Meeting (veggie burgers available)	6:00pm to 7:30pm
	Class Association Annual Meeting to be held on the deck outside the clubhouse (Agenda to be published)	7:30pm to 8:30pm
	Family Movie Night under the stars on the club lawn – popcorn, ice cream sandwiches, and drinks	9:00pm
Wednesday, August 20th	Breakfast prepared at clubhouse by <u>SeaScouts</u>	7:00am to 9:00am
	Lunch: Subway sandwiches	Lunch
	Dinner: Class Championship Awards Banquet and Dinner on the club lawn after racing	6:00pm



Press Coverage

The 2008 Lido Class Championship is proud and fortunate to have noted sailing journalist, **Rich Roberts** on site covering the Regatta. In addition to professional photography, Rich will be putting together daily press releases

covering the action on and off the water.

You will find Rich's name as a regular writer for the Log in California and frequently in the Los Angeles Times.

He also writes for Santana, Sail, Sailing, Sailing World, Yachting and Seahorse to name a few. He's covered everything from Dinghies in the Olympics to the America's Cup.

Writing and Journalism have been in his blood from childhood being that his family ran the Wilmington Press Journal. One might say he has "Ink in His Veins" to borrow his expression. His first real writing came as a young man in the Banning High School's Portlight. Right away he got a job at the San Pedro News Pilot and then as a Sports Columnist for the Long Beach Press Telegram for 15 years.

Rich is not only a talented sailing journalist, he is also a talented sailor. And most prominent on his sailing resume... Lido 14 racer!

Rich will be taking photos of the racing on the water throughout the event, and you will have an opportunity to view his work and purchase that great action shot of you and your crew by going to his web site at: www.underthesunphotos.com.

Ullman Sails and DoubleWave

The rockin' combo for your Lido 14



www.ullmansails.com and www.doublewave.com



Past Class Champions

The gold Lido insignia honor award is carried by Past and Present Class Champions for life. It replaces the otherwise dark blue Class insignia on their main sail. Second place in Class carries two gold chevrons while third in Class carries a single gold chevron. The following is a list of the past and present Lido 14 Class Champions, the venue for the Class Championship, the sail number of the winning team, and the number of boats racing at the event

Year	Skipper & Crew	Venue	Sail #	# Boats
2007	Mark Gaudio & David Swain	Newport Beach, CA	5151	52
2006	Stuart Robertson & Steve Mendenhall	Huntington Lake, CA	3113	46
2005	Stuart Robertson & Paul Ancil	Howard Prairie Lk, OR	3113	38
2004	Stuart Robertson & Erin Frederick	Fern Ridge Lake, OR	3113	46
2003	Mark Gaudio & John Papadopoulos	Mission Bay, CA	5151	27

2002	Mark Gaudio & John Papadopoulos	Sequim Bay, WA	5151	31
2001	Mark Gaudio & Doug McLean	Huntington Lake, CA	5151	38
2000	Nick Scandone & Dustin Arnold	Big Bear Lake, CA	5123	29
1999	John Papadopoulos & Stephanie Failers	Howard Prairie Lake, OR	5031	35
1998	Nick Scandone & Phil Freeman	Mission Bay, CA	5123	40
1997	George Szabo & Jeff Baker	Huntington Lake, CA	2665	30
1996	George Szabo & Stacy Dumain	Sequim Bay, WA	2665	38
1995	Craig Leweck & Jeff Baker	Big Bear Lake, CA	2665	26
1994	Chris Raab & Rob Lindley	Mission Bay, CA	4785	31
1993	Craig Leweck & Greg Reynolds	Newport Beach, CA	2665	22
1992	Craig Leweck & Alex Phillips	Big Bear Lake, CA	2665	
1991	Charlie Cummings & Tom Devlin	Mission Bay, CA	4732	
1990	Craig Leweck & Robyn Garrison	Yale Lake, WA	2665	35

Year	Skipper & Crew	Venue	Sail #	# Boats
1989	Craig Leweck & Brett Davis	Huntington Lake, CA	2665	47
1988	Chris Raab & Rob Lindley	King Harbor, CA	3458	
1987	Tim Mulvaney & Rick Peck	Buckeye Lake, OH	5050	
1986	David Ullman & Kenny Watts	Huntington Lake, CA	3663	
1985	Charlie Cummings & Tom Devlin	Mission Bay, CA	4732	
1984	Charlie Cummings & Tom Devlin	Yale Lake, WA	4732	
1983	Jack Franco & Renee Vesterby	Donner Lake, CA	4785	56
1982	David Ullman & Mark Whitehouse	Newport Beach, CA	3663	36
1981	Jack Franco & Kris Schrower	Dallas, TX	4785	
1980	Chris Raab & David Swain	King Harbor, CA	4344	37
1979	Chris Raab & David Swain	Mission Bay, CA	4344	54
1978	David Ullman & Kenny Watts	Huntington Lake, CA	3663	
1977	David Ullman & Danny Thompson	Clear Lake, CA	3663	68
1976	David Ullman & Ross Buthcher	Houston, TX	3910	45
1975	Stuart Robertson & Rob Nelson	Alamitos Bay, CA	2511	41
1974	Pete & Sylvia Jefferson	Yale Lake, WA	3800	55
1973	Pete & Sylvia Jefferson	King Harbor, CA	3800	62
1972	David Ullman & Gary Hamilton	Club de la Pena, Mexico	3663	43
1971	David Ullman & David Riley	Mission Bay, CA	3422	78
1970	David Ullman & Danny Thompson	Jackson, MI	3422	55
1969	David Ullman & Dave White	Newport Beach, CA	2787	81
1968	Ed & Flo Rodriguez	Huntington Lake	1475	85
1967	Harry & Dayle Wood	Eugene, OR	3100	
1966	Harris & Natalie Hartman	Mission Bay, CA	2471	
1965	Harry & Dayle Wood	Fort Worth, TX		

Year	Skipper & Crew	Venue	Sail #	# Boats
1964	Ed & Flo Rodriguez	King Harbor, CA	1475	
1963	Mike Hirsh & Valerie Wilde	Lake Merritt, CA		
1962	Harry & Jackie Wood	Newport Beach	1200	60
1961	Mike Hirsh & Valerie Wilde	Alamitos Bay, CA	282	46
1960	Stan Miller	Newport Beach		
1959	Mike Hirsh	Newport Beach	282	41
1958	Phelps Merickel	Newport Beach		

Regatta Office

Throughout the Class Championship, the Regatta Office will be located in the meeting room just off the main entrance of the EYC clubhouse. Additional copies of the NOR, SIs and other information will be available there.

Protests or requests for redress, if any, shall be filed at the Regatta Office. Regatta Office hours will be posted on the Official Notice Board which will be directly outside the Regatta Office.

Custom Marine Design

Race Ready Sailboats, Specialty Parts & Accessories
Proven performance and innovative engineering
for over 30 years

You don't have to be a **L¹⁴** Class Champion to use our stuff ...
But 17 of the last 25 have been **CMD** equipped

Dave Carroll
(661) 266-0368
lido4960@roadrunner.com



Regatta Registration & Check-In

Check-In and completion of the registration process will take place at the Regatta Office, just inside the entrance to the EYC Clubhouse.

Competitors will have three opportunities to complete the registration and check-in process:

- ☐ Sunday, Aug. 17th 10:00 am to 1:00 pm
- ☐ Sunday, Aug. 17th 5:00 pm to 7:00 pm
- ☐ Monday, Aug. 18th 8:00 am to 9:30 pm

To complete registration, competitors will:

- ☐ Present their Class Measurement Certificate
- ☐ Present their signed Measurement Checklist
- ☐ Present any required corrector weights for minimum boat weight
- ☐ Weigh-in – both skipper and crew
- ☐ Skipper and Crew sign Regatta Waiver
- ☐ Make any remaining registration payments

Once all required items have been turned in /completed for registration, competitors will receive their regatta packet with Sailing Instructions, course chart, qualifying flight assignment, t-shirts, meal tickets and other necessary information.

It is recommended that competitors check in and complete their registration as soon as possible to avoid last minute rush, and so potential issues can be handled in a timely manner.

Boat Measurement

All participants must have their boat measured and signed off on their CCR Measurement Checklist, as well as have a valid copy of their Measurement Certificate prior to coming to the Championship Regatta. This is done through your Fleet Measurer. Copies of the CCR Measurement Checklist are available on the CCR Registration website.

If you are an Unattached Class member, then you should attempt to make arrangements to have your boat measured by a Fleet Measurer near you. If you do not have a Fleet Measurer near you, then you should contact the Class Chief Measurer directly to arrange for an option to have your boat measured. There will be little time to measure boats on-site at the CCR, so please do everything possible to have your boat measured completely prior to leaving home.

For more information or to ask questions, please contact Chief Measurer, John Papadopoulos at jakp@mindspring.com.

1st WD Schock Regatta 1st Pete Jefferson Regatta

Quantum's latest generation of Lido 14 sails have been optimized with the most comprehensive software ever used on a Lido 14. The test results have been validated on the water and on the podium. Get the most performance out of your boat at this year's Class Championship Regatta.

ANTICIPATE THE SHIFT

QUANTUM
SAIL DESIGN GROUP

eheim@quantumsails.com

(619)226-2422

Boat Storage and Launching Alternatives

Once you arrive at EYC, drive your trailer around to the hoist launching area where you will unhitch your boat and leave it in the boat storage area nearest the clubhouse as indicated on the map below. The rest of the week, launching via hoist or ramp will be done by hand – there will be people stationed to help with launching – hoist or ramp.

Once your boat is settled, you can park your car in any of the areas below on the map indicated as parking. It is critical that the areas designated as “No Parking” are adhered to for safety and traffic flow purposes.

The lawn is great for providing lots of room for rolling sails, drying out gear, making repairs, or polishing hulls... or just working on your tan!

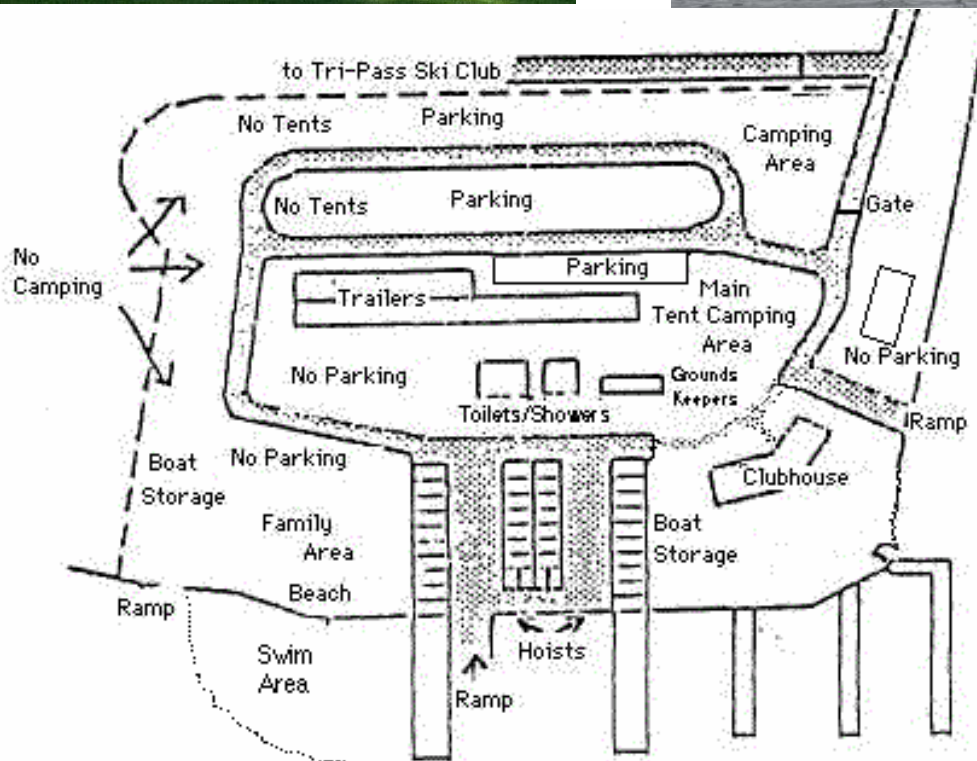


Tent Camping Area

If you are camping at the club, you will be setting up camp in the area indicated on the map below.

It is a nice flat lawn that is sheltered by huge oak trees to keep your tent cool during the day. This location is conveniently placed close to the restroom / showers, as well as the club. There is also overflow camping space provided back behind the parking lot.

While there is no official curfew, common sense and courtesy will make it clear when quiet time has arrived for folks to get some sleep.



**EYC Club,
Marina and
Grounds**

SLO SAILS AND CANVAS

www.slosails.com - San Luis Obispo, CA - 805-479-6122



Time For a New Buick for the Old Man



W. D. Schock CORP.

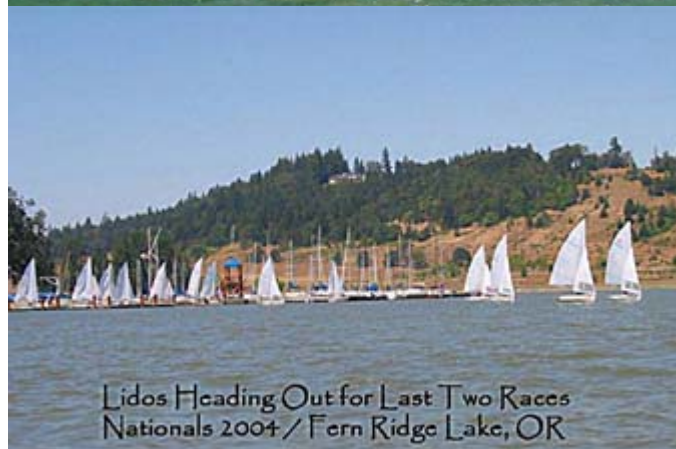
Boat Builders • 23125 Temescal Canyon Rd., Corona, CA 92883 • (951) 277-3377 • Fax (951) 277-4104 • www.wdschock.com

Meals and Social Events

Your Entry Fee for the 2008 Class Championship Regatta includes: two dinner tickets for the Monday Northwest Luau, Tuesday's Burger Bash, and Wednesday's Awards Banquet. Additionally, your Entry Fee includes two tickets for a hot breakfast of pancakes, eggs, bacon and sausage, juice and coffee each morning (M-W) of the Regatta. The local Sea Scout troop is providing this great breakfast service for our regatta. And finally, your Entry Fee also includes 2 tickets for sub sandwich lunches each day of the Regatta. **Yes, that is all of your meals – included in the Entry Fee!!!** Other events to look forward to include:

- Sailboat racing videos played in the clubhouse in the evening
- Kids' Movie Night under the stars on the lawn
- Special daily awards for spirit, sportsmanship, prettiest boat, etc.
- And other ideas we haven't even thought of yet

As most of you know, the magic of a Class Championship Regatta is not just in the racing, but in the fun and socializing that is had off the water. **Oh yes, we should have plenty of cold, free beer at the end of each day's racing!**



Lidos Heading Out for Last Two Races
Nationals 2004 / Fern Ridge Lake, OR

Regatta Merchandise

In addition to the Regatta t-shirts that all participants will receive, we are excited to offer a limited selection and supply of all-new Lido 14 merchandise. Items that will be available at the Class Championship Regatta are:

- ✓ High-quality navy blue ball caps with the classic Lido “L14” and “West Coast Classic” embroidered in yellow on the front
- ✓ Navy blue hoodie sweatshirts with the classic Lido “L14” and “West Coast Classic” on the back
- ✓ And a special edition t-shirt that will appeal to all true Lido 14 aficionados!

To view the official CCR t-shirt and other merchandise as it becomes available, go to:

<https://usa.regatta-manager.com/lido14?page=store>



Fern Ridge and EYC: A formula for family fun!

Eugene YC and Fern Ridge Lake are a wonderful location to bring your kids – very family friendly. Some of the things that make this a great place for families:

- ✓ Sandy beach with a dedicated swim area
- ✓ Easy tent camping on the lawn with showers and flush toilets
- ✓ A large playground and open lawns are great for playing throughout the day
- ✓ All meals and entertainment at the Regatta will be on-site... no need to truck the kids around to keep them occupied.
- ✓ Safe, secure grounds in a rural environment



NEWS FROM
W.D. Schock BOAT BUILDERS CORP

LIDO LUAU!!!

On Monday night of the Regatta, we will be transported from the green hills and trees of the Northwest to a Hawaiian tropical paradise... well, that is if you have a healthy imagination and enough adult beverage of choice to play along!

Will this be authentic? Heck no! But it will be fun! Besides a great dinner, there will be Hawaiian / surf music... awards given out for the best/worst Hawaiian shirts... perhaps a special Hula Dancing exhibition by past Class Champions and Presidents... a limbo dance contest (I know that's Jamaican – I told you this isn't authentic – just fun!)... and who knows what else might happen.

Here's what you need to do to be prepared:

- ✓ Bring your choice of Hawaiian shirt to wear on Monday night – serious, funny, nice, ratty – whatever you'd like.
- ✓ Be prepared to vote with your applause for awards
- ✓ Loosen up and have a great time with your fellow Lido sailors

And not to worry... we'll have you in bed at a reasonable time so you're ready for racing on Tuesday! Well most of you anyway...



Sailing Conditions at Fern Ridge Lake

There are three major wind patterns observed at Fern Ridge Lake. Common knowledge dictates that under conditions #1, hang west; under conditions #2, hang south.

1. The clear weather pattern: This is the most predominant condition in the summer. The wind starts light in the morning and gets stronger in the afternoon as the sun's warmth fuels the thermals up the valleys in the hills to the south and west. It normally blows out of the north from 6-16 knots. One butte lies at the northwest corner of the lake

next to the dam and generates moderate 5-15 degree wind shifts, which occasionally may reach 30 degrees. The puffs come from the right, mostly. Late afternoon the wind may back as it drops in velocity. If there is not dew on the ground in the early morning, the winds will be gusty. A couple of hours before sunset, the wind will temporarily pick up, moving to the west or southwest, and be quite frisky, until the sun touches the horizon, at which time it veers back north and usually shuts off.

2. The stormy weather pattern: This lasts for a day to a day and a half and comes from the west at 10-20 knots. Shifts do occur in this pattern as well, but seem to be more subtle and are most likely influenced by the thermal downdrafts and channeling caused by the various small valleys to the west. The shifts range about 5-10 degrees.

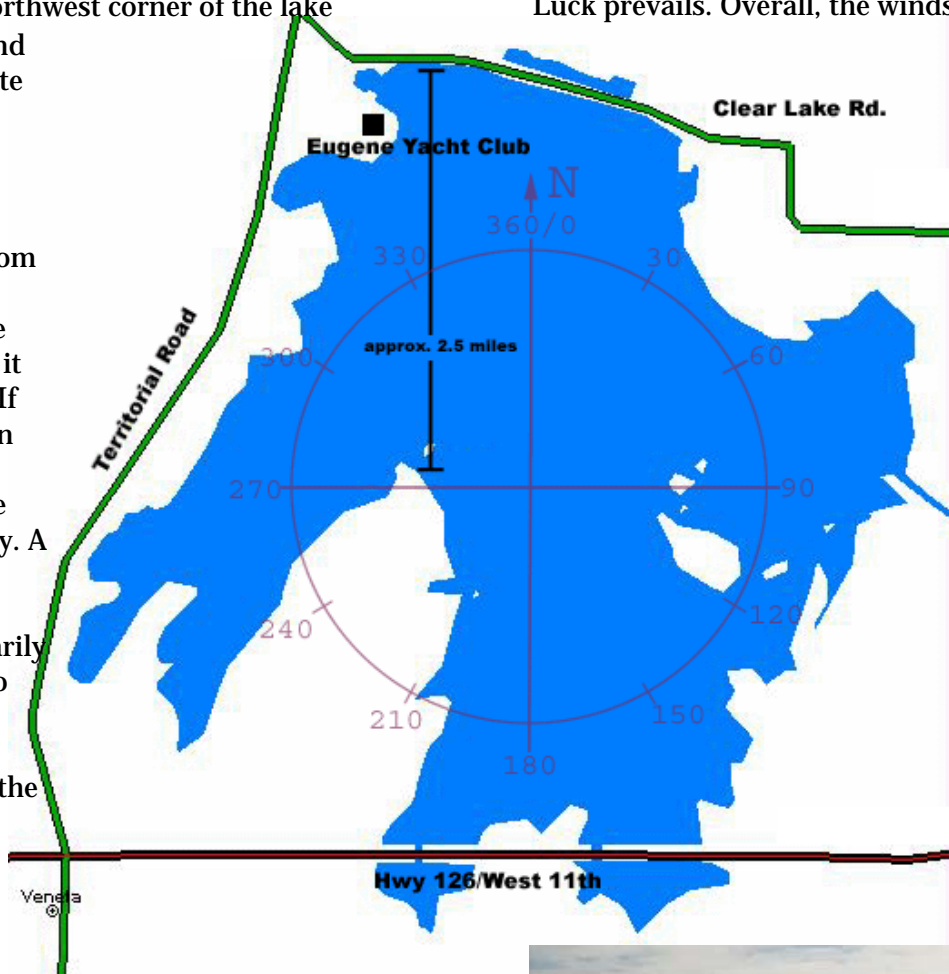
3. The light air pattern: This breeze is created by the passing of a high pressure cell with a front building off-shore on the Pacific. In this pattern, the weather system winds are trying to establish

themselves from the south to southeast, but the thermal north winds fight them. This causes light and shifty winds that last until either the front comes in and pattern 2 arrives or until the front dissipates and the first pattern fills in. On rare occasions, an east wind will come out of this condition. This pattern usually lasts about 2-3 hours.

These basic rules seem to work, except when they don't. Just when you think you've got it all figured out, and you hold the left side of the course longer than anyone else, someone goes up the right side and makes out like a bandit. Under conditions #3, anything goes. Luck prevails. Overall, the winds are delightful and

present an added element to the game of sailing that goes beyond go-fasts and boat speed. A quick and observant crew can read the wind and capitalize on it to gain boat lengths on competitors.

The above analysis was first published by Charles Howard for the 1986 S-20 Class Championships in Eugene. They have since been reworked and revised by Ron Fish, Paul Stephens, and many observant and aspiring meteorologists. The basic premises, however, still prevail.



Wind and Weather on August 18th

	2007	2006	2005	2004	2003	2002	2001	2000	1999	1998	Average
High Temp	77	92	84	91	91	80	78	82	73	78	82.6
Low Temp	56	48	52	52	54	43	55	51	57	43	51.1
Wind Avg 11am - 4pm	9	10	12	14	14	13	8	9	12	11	11.2
Max Gust	17	18	7	28	24	20	19	19	17	18	18.7
Precipitation	0	0	0	0	0	0	0	0	0	0	0

Wind & Weather – What to Expect

The summer weather in Eugene, OR is nothing less than ideal for Lido 14 racing! The chart above provides a 10-year look at the temperature, wind and precipitation at the nearby airport. A few things stand out...

It has not rained during the dates of our CCR for the last 10 years! Temperatures can vary somewhat from highs in the high 70's to the low 90's, but it always cools down nicely for sleeping in your tent.

There is nice, consistent wind pressure, which is primarily the result of a valley thermal effect. Occasionally, it will blow the dogs off their chains, but not for long. The norm is 8 – 12 mph breeze from 11am to 4pm – building through the day.

Overall, you'll find that the wind and weather will be fantastic for our Class Championship.



L¹⁴

2008 Class Championship Regatta photos brought to you by:

Under the Sun Photography

To view and purchase photos, go to:

www.underthesunphotos.com



Sailing Supply
Toll Free Orders!
800) 532-3831

New & Classic Lido parts!

Full Lido rigging available!

Knowledgeable, friendly staff!

Special order parts dept.

2822 Canon St. San Diego, CA 92106
www.SailingSupply.com







A Brief History of the Lido 14

Lido 14 history begins with Barney Lehman, boat builder and designer. Barney, best known for his Lehman series of dinghies, had been in development of a 14 foot version of his successful Lehman 10 when he sold his business to W.D. "Bill" Schock. Bill, a successful small boat builder, completed the work that Barney had started by creating a fractional sloop rig, increasing the boat's beam for stability, adding internal seat tanks for comfort and buoyancy, and providing a foredeck and a deck stepped rig rather than the Lehman's traditional keel stepping.

The year was 1958 and the location was Newport Beach, California. Newport Beach is one of the sailing centers of the nation, due primarily to the mild weather and the extensive sailing environs of Newport Bay. The bay, naturally created by the void between coastal bluff and a peninsula running along the Pacific Coast, was originally nothing more than sandbars and silt from estuaries. Dredging and development led to a navigable harbor containing eight islands, thirteen yacht clubs and boating associations, thousands of "cottages" large and small, nearly an equal number of boats, and 26 miles of shoreline. It is an ideal location for family sailing and served as the impetus to build a simple, fun, and comfortable sailing dinghy.

It was called the Lido 14. The Lido design was quite revolutionary for its time. It was elegant, stable, easy to use, affordable, and manufactured with modern methods. The response was tremendous. Lido 14 #1 completed in early February of 1958, was taken delivery by Les Littlejohn of Lido Island (Newport Beach, California). By early March 1959, #200 was being built. In the subsequent year, almost 400 Lidos were built. Production continued at a phenomenal rate for quite a few years. Of these, a very large percentage was involved in competitive racing around the nation. It was common for relatively minor regattas to have 60 or more boats and major regattas having limits of 100. As with all one-design boats of the era, the popularity of the Lido 14 peaked in the mid-70's. By 1980, the total number of boats constructed had risen to nearly

LEHMAN DINGHY FLEET
FIBER GLASS BOATS

DEALERS:
Fresno
 Clawson Boat Works
 Blackstone Ave.
Newport
 Robert Vaughan & Co.
 1600 W. Coast Hwy.
 Phone: Liberty 87805

PLASTAGLAS CO.
 504 29th St. Phone: Harbor 1578
 Newport Beach, Calif.
 DIVISION OF SCHOCK YACHTS
 Builders of Int. 14, Thistle and Highlander

5000 but the number of new boats was quickly decreasing. A testament to the quality of the construction is that boats built in 1960 are still actively racing and will continue to sail many years to come given a little maintenance and loving care. Perhaps to the chagrin of W.D. Schock Corp., the availability of quality used boats sustains the popularity of the Lido 14, providing an unmatched entry into the wonderful world of small boat sailing.

With the remodeled Lido 14 making its introduction in the fall of 1995, interest picked back up. By late 2006, over 300 "6000" Series Lido 14's have been built. Last summer saw the celebration of the 50 year anniversary of the Lido 14 and Class Association with a wonderful series of parties and reunions at the 2007 Class Championship Regatta in Newport Harbor – quite fitting as it is the birthplace of our beloved Lido 14. Here's to another 50 years of fun, family and competition.



What to See and Do While In Central Oregon

Hiking, Camping, Mountain Biking, Kayaking, and rafting!

Oregon has some of the best mountain biking, hiking, kayaking, river rafting, and camping in the United States. Numerous wilderness areas, beautiful lakes and rivers, and the Cascade Mountain Range, provide unlimited opportunities for spending time in the outdoors. If you enjoy spending time in the outdoors (beyond sailing of course) then don't miss this opportunity to visit Oregon's Wilderness. You can find more information on all these activities at Oregonhiking.com. Consider taking a trip to Mt. St. Helens when you're up here.

Great Golf Courses

Oregon has some top-notch golf courses, and the weather in August makes it that much more enjoyable to be on the "other kind" of course. For information on golf courses in Oregon, check out Oregongolf.com. If you love golf, don't miss one of Oregon's best - Pumpkin Ridge (only 1.5 hours from Eugene).

FlyFishing

If you love fly fishing then this is a Class Championship not to miss. Oregon has some great fly fishing, within a reasonable driving distance. A favorite fly fishing lake in Oregon is Davis Lake, about 2 hours South of Eugene. This is perhaps one of the best fly fishing lakes anywhere, and is in the Deschutes National Wilderness Area. Davis Lake not only has great fishing, but is a gorgeous place to camp (fly fishing only). If you prefer river fishing, the Metolius and Deschutes are both within a reasonable driving distance (a few hours) and offer great fishing. If you are staying for the week and are willing to drive 5-7 hours to SE Oregon you can enjoy virtually untouched fishing water. The lakes and rivers in SE Oregon have almost no fishing pressure, yielding abundant, aggressive, and big trout. If you want more info on the opportunities to enjoy some fly fishing before, during, or after the 2008 Class Champs, don't hesitate to contact Allan Stults (He loves to talk fly fishing).

Wine Tasting

Oregon's Willamette Valley is known for its vineyards and wineries. There are countless wine tasting opportunities up and down the Willamette Valley, many within an



hour (or even less) of the Eugene Yacht Club.

The Oregon Coast

The Oregon Coast is a great place to spend a week. You could tour the Oregon Coast and never get tired of playing on the beach, sightseeing, visiting antique/art stores in Oregon's coastal towns, visiting the coast attractions including the Oregon Coast Aquarium and Sea lion Caves (both within a few hours of Eugene), etc.

Some Oregon Coast Towns to visit include: Florence, Newport, Seaside, Cannon Beach

The Beautiful Columbia Gorge

The Columbia Gorge is approximately two hours from Eugene, and not only offers many activities but is perhaps one of the most beautiful places in Oregon. Among other activities, the Gorge offers world famous windsurfing, hiking, fishing, sightseeing, a river cruise on the sternwheeler *Columbia Gorge*, mountain biking, visiting the Multnomah Falls, and much more.

More information about what the Columbia Gorge has to offer can be found at Gorgenet.com and the Hood River Hotel page.



Location & Directions to Eugene Yacht Club

The Eugene YC is located approximately 20 minutes west of downtown Eugene, OR. It is a wonderfully rural countryside that borders Fern Ridge Lake. And yet, downtown Eugene is the home of The University of Oregon, and is known for its art galleries, theatre, restaurants and outdoor activities. Eugene is located in central Oregon, approximately 850 miles from Los Angeles, 475 miles from Sacramento, and 285 miles from Seattle.

Directions:

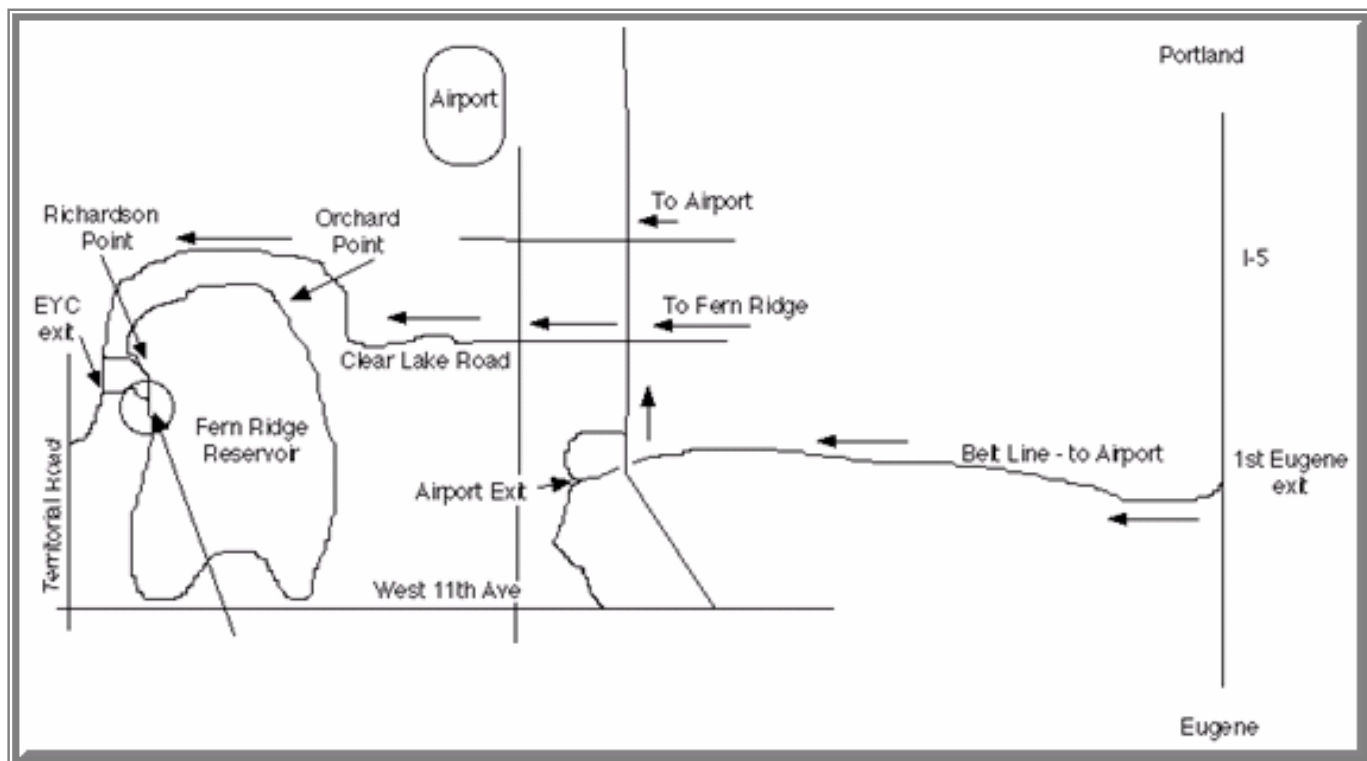
The first step is to get to Interstate 5. Go North or South on Interstate 5 to Eugene, OR.

Take the Beltline West exit off Interstate 5 (just North of Eugene). Go West on Beltline to the Hwy 99 West (99W) exit. When you reach the end of the off-ramp, turn left at the light to head North on 99W.

Go to the first light and take a left (there will be left turn lane). You will be turning left on Clear Lake Road. Continue West on Clear Lake Road for approximately 11 miles.

You will eventually be able to see the lake - continue around the lake and over the dam on Clear Lake Road.

Once you cross over the dam, take the second left turn lane (the first turn lane will be for Richardson Park). There will be signs to the Eugene Yacht Club.



Regatta Preparation Checklist

Go to https://usa.regatta-manager.com/lido14/Lido14CCR_08

Register for the Regatta!

- ☐ Get boat measured – CCR Measurement Checklist completed
- ☐ Official Certificate of Measurement

Safety Items

- ☐ PFD's
- ☐ Whistle
- ☐ Towline
- ☐ Bucket
- ☐ Safety knife
- ☐ Paddle
- ☐ Duck or electrical tape

Trailer / Tow Prep

- ☐ Ensure lights are functional
- ☐ Wheel bearings in good shape
- ☐ Spare tire
- ☐ Spare trailer lightbulbs
- ☐ Check straps
- ☐ Remove centerboard or stuff c-board slot with rags to stabilize

Boat Prep

- ☐ Hull prep – clean / polish
- ☐ Foil prep – clean / polish
- ☐ Ensure all lines in good shape
- ☐ All blocks in good shape – lines run freely
- ☐ All cleats in good shape – hold strong and release under load
- ☐ Examine shrouds for excessive wear / weak spots
- ☐ Call one of our awesome Regatta Sponsors to order the gear you need!
- ☐ Check that all screws are tight after arriving at the Regatta site – trailering loosen screws

Tool Box / Spares:

- ☐ Masthead fly
- ☐ Spare blocks
- ☐ Spare shackles
- ☐ Cotter pins
- ☐ Assorted stainless screws / bolts & nuts
- ☐ Replacement line
- ☐ Screw drivers
- ☐ Wrenches
- ☐ Epoxy repair kit
- ☐ McLube dry spray lubricant
- ☐ Tell-tales – audio tape or yarn, etc.

Camping Gear

- ☐ Tent and tarp
- ☐ Sleeping bags
- ☐ Sleeping mats or cots
- ☐ Flash lights / lamp
- ☐ Ice chest
- ☐ You don't need a stove or pots and pans!!! All of your food is provided.
- ☐ Towels for showering
- ☐ Folding chairs

Clothing / Personal Gear

- ☐ Quick-drying shorts
- ☐ Quick-drying t-shirts
- ☐ Spray top
- ☐ Sailing shoes / hiking boots
- ☐ Sailing gloves
- ☐ Hat
- ☐ Sunglasses
- ☐ SUNSCREEN!!!
- ☐ **Bring a Hawaiian shirt for the luau on Monday!!!**
- ☐ Flip-flops for after racing

Miscellaneous Items

- ☐ Compass
- ☐ Stop watch
- ☐ Sponge / rags
- ☐ Camera
- ☐ Books on cd for the road trip



A Closer Look at Eugene YC and Fern Ridge Lake

